


Industrial & Electrical Components

**Miniature
P.C.B Relay**

Part No.

NRP-12



- 10A 240Vac Slim relay
- Compact dimension
- UL/C-UL recognized
- Sealed type available

CONTACT

Arrangement	1A / 1B / 1C
Contact Material	Silver Alloy
Contact Resistive	≤ 100 mΩ
Rating	10A 250VAC
Resistive load (cosφ=1)	10A 30VDC
Max. Switching Voltage	250VAC 30VDC
Max. Switching Current	12A
Max. Switching Power	2500VA / 300W
Expected life	
Mechanical	1×10 ⁷ Min
Electrical	1×10 ⁵ Min.

CHARACTERISTICS

Operate Time	15 ms. Max.
Release Time	5 ms. Max.
Initial breakdown voltage	
Between Coil & Contact	5000VAC (50/60Hz)for 1 min.
Between Open Contacts	1000VAC (50/60Hz)for 1 min.
Insulation Resistance	Min.100MΩ (500 VDC)
Shock: Endurance	100 m ²
Damage	1000 m ²
Vibration Endurance	10 to 55 Hz , 1.5mm D.A.
Damage	10 to 55 Hz , 1.5mm D.A.
Humidity	40%~85%RH
Ambient temperature	-40 to +70 °C
Unit weight	≤ 14g

ORDERING INFORMATION

e.g

NRP - 12 - C - 12D - H

① ② ③ ④ ⑤

① Series: Miniature p.c.b Relay

② Part No.

③ Contact Form:

C=1C/O; A = N/O; B= N/C

④ Coil Voltage: 12D= 12Vdc 24D= 24Vdc

⑤ Nil= 0.72W coil power

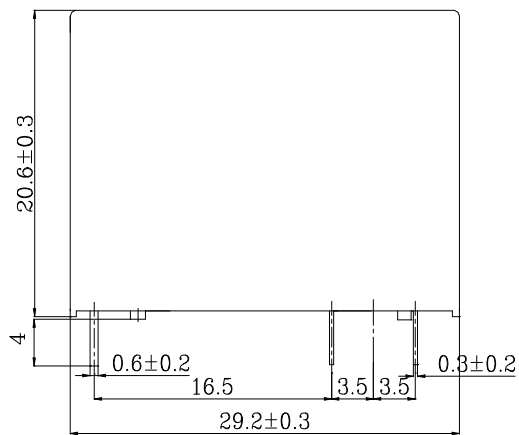
H= 0.54W coil power

COIL DATA (at 20°C)

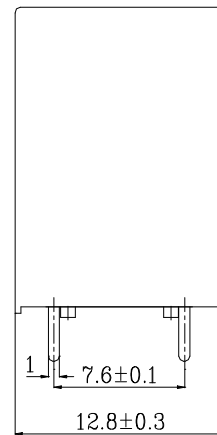
Nominal Voltage (VDC)	Pick-up Voltage VDC(Max)	Drop-out Voltage VDC(Min)	Coil Resistance (Ω) \pm 10%		Nominal operating Power (W)	Max.Allowable Voltage
			High Sensitive 0.54W	Standard 0.72W		
3	2.25	0.30	17	13	0.54 / 0.72	140% of nominal Voltage
5	3.75	0.50	46	35		
6	4.50	0.60	67	50		
9	6.75	0.90	150	110		
12	9.00	1.20	270	200		
24	18.00	2.40	1050	800		
48	36.00	4.80	4250	3200		

DIMENSIONS

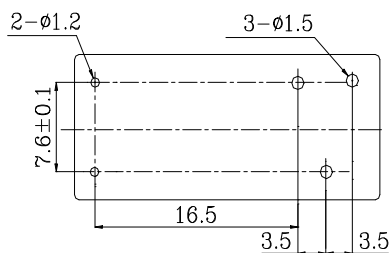
Unit: mm



(BOTTOM VIEW)



(BOTTOM VIEW)



Industrial & Electrical Components